

Pre-Production Summary Template

GENERAL INFO

1. **Your name:** Emma Lao

2. **Story idea #:** 1

3. **Linear or Non-Linear?** Linear

a. **If Linear**, summarize:

i. **Beginning / Exposition:**

A group of highlighters are dancing together and a gray highlighter enters.

ii. **Middle / Complication:**

The gray highlighter tries its best to dance with them, but completely spins out. Everyone stops and looks at him.

iii. **End / Resolution:**

The highlighters change their line into a circle and gray has space to join.

b. **If Non-Linear**, which format are you using? _____

(Book Ending, The Countdown, The Puzzle, or The Beaded Necklace)

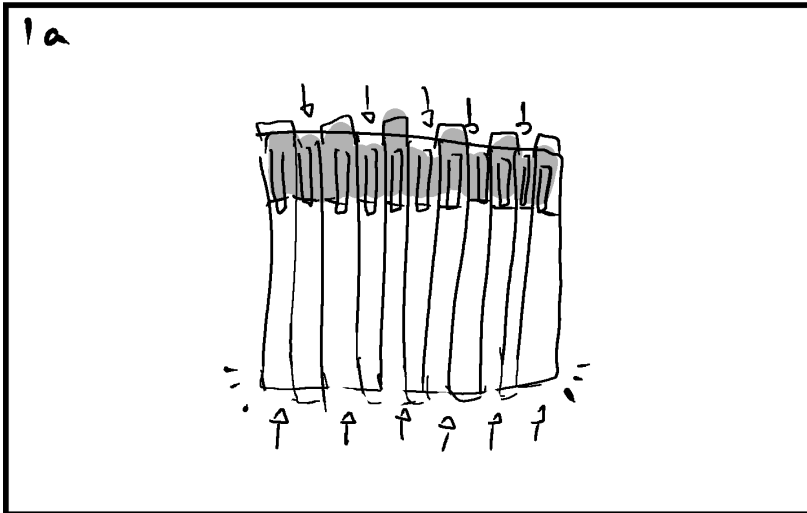
Summarize how your story will fit that format:

CREATIVE BRIEF


1. What must it be?
A short film to show that no matter who you are you have a place.
2. Who is it for?
People who love journaling and creativity.
3. How long must it be?
About 15 seconds long.
4. What is your objective with the piece?
To share the message and to use it as an intro to my YouTube channel about journaling, creativity, and mental health.
5. When is it due?
Next week (9/20/20)
6. What is the overall idea?
A cute short that exemplifies kindness while incorporating journaling and creativity.
7. What is the storyline summary?
All the colors of the rainbow are happily dancing in a line. Gray can't find a place to fit in – he completely fails when he tries to do it their way. After everyone changes the line to a circle, there is balance and everyone has a place.
8. Elevator pitch:
A gray highlighter can't find a place to fit in, but when everyone works together to do things differently everyone has a place.
9. Tagline:
Making room for every type of color makes balance in your life.
10. Look and feel description:
Bright, cheery, pastel, fun.
11. Identify classic plot. Ex: Good vs Evil / Overcoming the Monster, Rebirth and Redemption, Rags to Riches, Role Reversals, Buddy Stories, Love Stories, Quest / journeys / Voyage and Return, Ship of Fools, The Rebel / Life Against the Grain, Coming of Age, or "Other" (explain):
Other – changing the system to create balance.

STORYBOARDS

1. **WHAT?** Create your visual script using storyboards. Be sure to map out each “story beat” so that someone unfamiliar with the story would be able to tell what is going on.
 - a. You may use imported graphics, but each frame should also have a hand-drawn element.
 - b. Stick figures are fine, but do pay attention to framing (visual composition), for example, Wide Shots (WS), Close-ups (CUs), Extreme Close-ups (ECUs), Over the Shoulder shots (O/S), etc.
2. **HOW MANY?** Plan on at least one storyboard for each major shot or sequence we will see.
 - a. For example, we might start with an establishing shot (WS) to take in the scene, and then cut to a CU of the main character, and then an ECU of a first-person perspective of what they are looking at in their hand. Then we might cut back to a Medium Shot (MS) of them walking across the scene. This sequence would be represented by 4 storyboard frames.
 - b. Or if a single framing is used (i.e. the camera doesn’t move and the focal length stays the same), then you would clearly map out the motion of the characters and objects in the frame. Use arrows to show us what moves where.
 - i. Repeating the above scene, we might see the character move in from the side with a large arrow. Once in place, their head might move down as their hand moves up (use a small arrow for each), then we see them move across the frame with another large arrow. This would likely be represented by 3-4 storyboard frames also.
3. **HOW?** Once you’ve created your storyboard frames, insert those images here in this document. You may use software (Photoshop, Animate, etc.) or hand-draw them and scan them or snap photos.




Thirteen colored highlighters dance
to some music.




A gray highlighter wanders in as
the line of colors make
soundwaves to the music.



CLOSE UP - (1) The gray highlighter
looks back, (2) then scoots towards
the movement.



Gray pensivley joins.



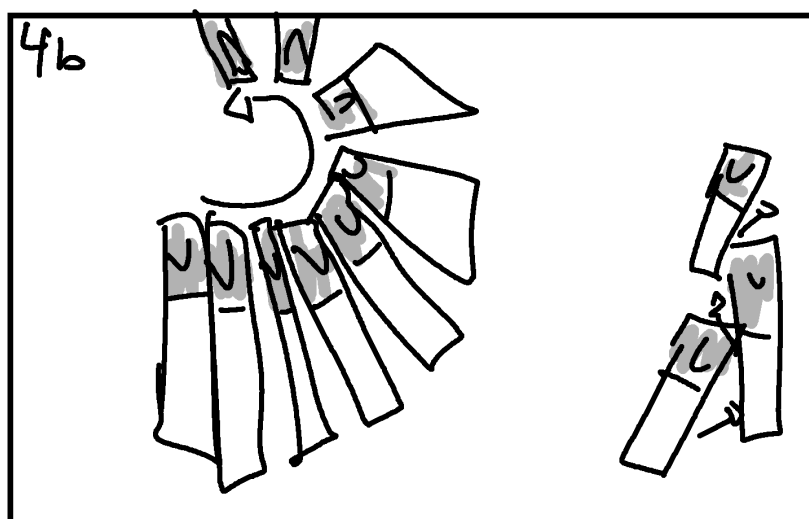
...and starts to dance. but out of the rythm



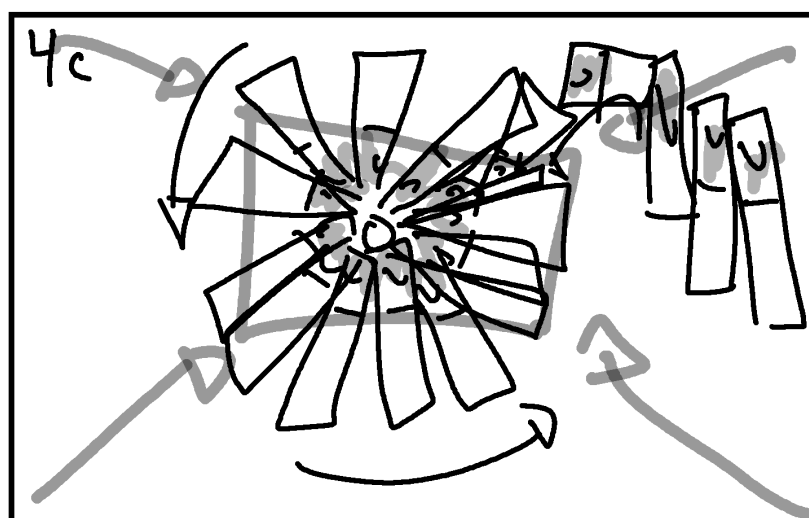
...then tries harder, and gets pushed away.



All the hihglighers slow down.
then stop. They al turn to look at
Gray.



They all turn to each other, then
begin to move into a circle.



Gray joins in the circle and the
camera zooms in frame by frame.